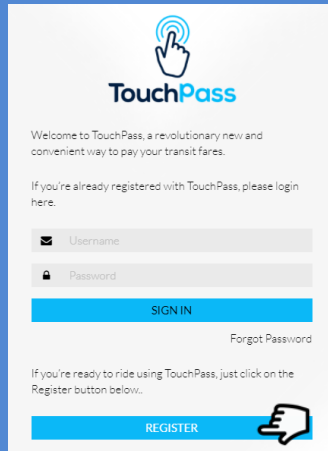




Mt. Bachelor Shuttle Pass Instructions

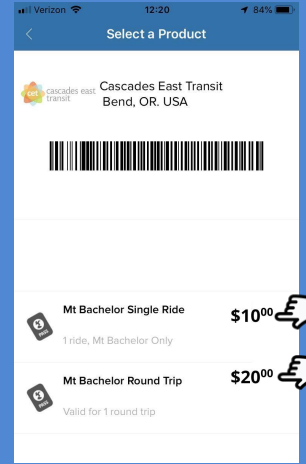


1. Visit touchpass.com and click 'Register.' Select 'I want to use a card'

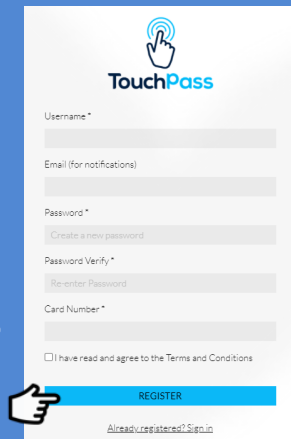


4. Select fare product:
> Single Ride
> Roundtrip

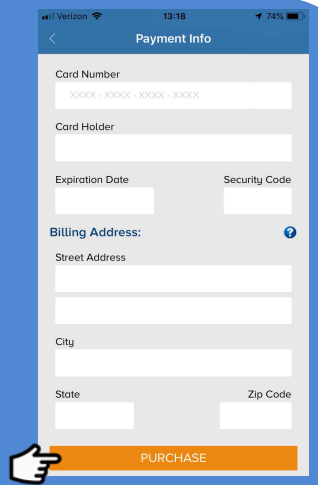
ou n pur
i u o o
produ t n pur
t n i nti




2. Enter Username, Email, Password, & Card Number. Select 'Register.' Accept the Terms & Conditions.



5. Enter card payment. Click 'Purchase.'



3. Select 'Cascades East Transit.' Click 'Buy.'



6. Hold card in front of reader on bus.



Purchasing multiple passes or fares for family or friends? Repeat Steps 4 - 6. You can purchase a maximum of 10 of each fare product can be purchased at any given time. Please note that there are no refunds for fares and seats are available on a first come, first serve basis.